



[ACIUniversity.com](http://ACIUniversity.com)

## Webinars

Upcoming live ACI webinars are available for individual or group purchase. There are two options available for purchase.


### Individual Purchase

All individuals may purchase their own copy of the webinar course or one person can make the purchase for multiple people within an organization. The purchase confirmation will include an Access Code that an individual can redeem at ACI University: **ACIUniversity.com** (or multiple Access Codes for multiple users – one code per user). After entering the code in the Redeem Code tab, click Submit, go the to My Courses tab to launch the course and register with GoToWebinar to receive your link to the live webinar.

 <b>UNIVERSITY</b>	<b>Webinar (May 7): Fiber-Reinforced Concrete: Design &amp; Practice</b>	
	Topic: <a href="#">Design</a> , <a href="#">Fiber-Reinforced Concrete</a> , <a href="#">Shear</a> , <a href="#">Slabs</a>	Member Price: \$ 29.00 USD
	Format: Online Learning	Regular Price: \$ 39.00 USD
	Unit: US	Regular Price: Member Price:
	Author: Amir Bonakdar Published: 2/2019	<a href="#">MORE INFO »</a>

### Group Purchase

The “10-pack” option is suitable for groups of up to 10 individuals within one organization. Upon purchase, you will receive an email from ACI that includes your link to access the live webinar and a sign-in sheet that is to be completed and returned to ACI after the webinar.

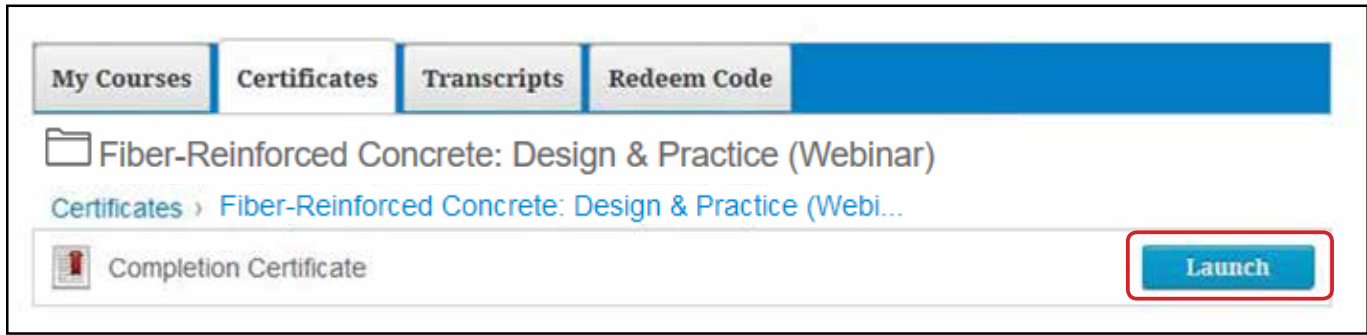
 <b>UNIVERSITY</b>	<b>Webinar (May 7): Fiber-Reinforced Concrete: Design &amp; Practice [10-Pack]</b>	
	Topic: <a href="#">Design</a> , <a href="#">Fiber-Reinforced Concrete</a> , <a href="#">Shear</a> , <a href="#">Slabs</a>	Member Price: \$ 145.00 USD
	Format: Online Learning	Regular Price: \$ 195.00 USD
	Unit: US	Regular Price: Member Price:
	Author: Amir Bonakdar Published: 2/2019	<a href="#">MORE INFO »</a>

### CEU (PDH) Requirements

To earn CEU (PDH) credit, the individual must purchase the webinar and be logged into the webinar (with name and email address) for the entire duration (or complete the quiz that will be available after the webinar through ACI University). **ACIUniversity.com** (My Courses tab)

If your organization purchased the “10-pack” option and you attended the live webinar for the entire duration, your name must appear on your company’s sign-in sheet that is returned to ACI after the webinar.

Certificates will appear in the Certificates tab after PDH requirements have been satisfied.



My Courses | Certificates | Transcripts | Redeem Code

Fiber-Reinforced Concrete: Design & Practice (Webinar)

Certificates > Fiber-Reinforced Concrete: Design & Practice (Webi...

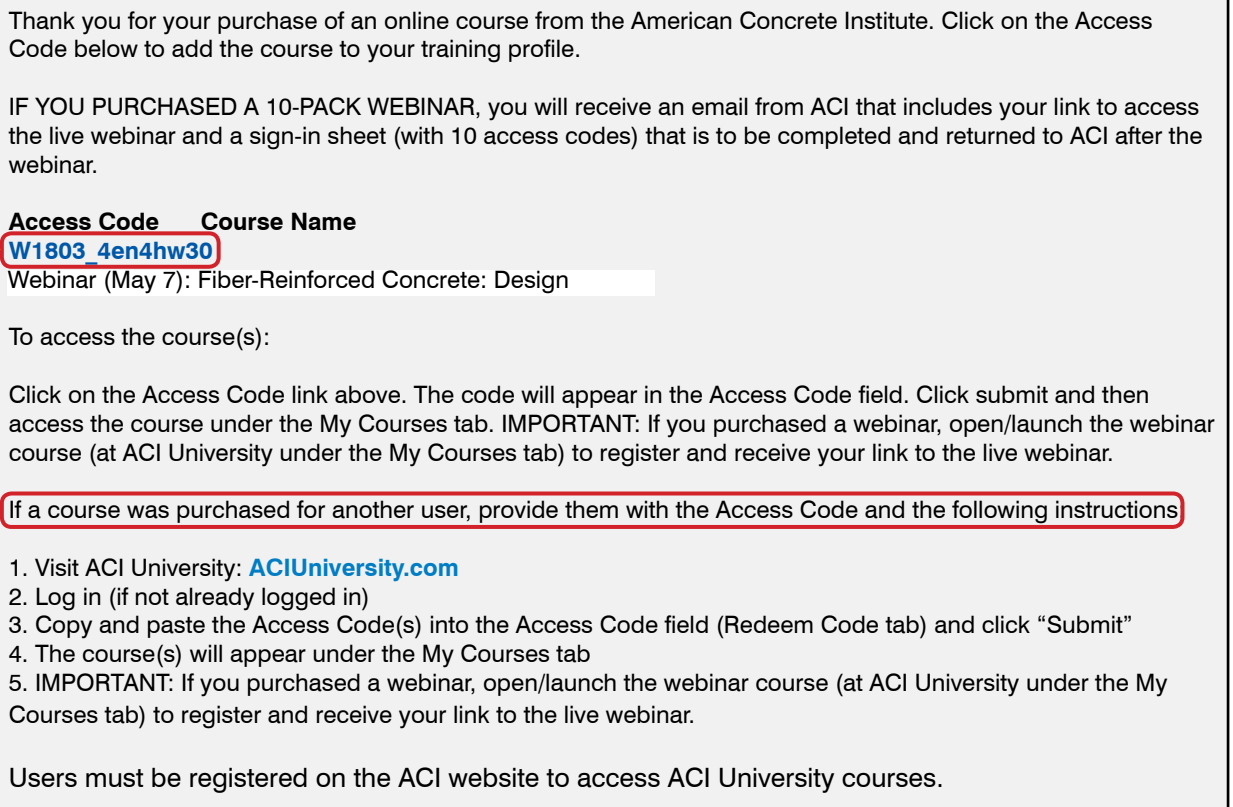
Completion Certificate Launch

## Accessing the Live Webinar

First, purchase the webinar through the ACI Store.

### STEP 1: REDEEM ACCESS CODE

From your purchase confirmation email:



Thank you for your purchase of an online course from the American Concrete Institute. Click on the Access Code below to add the course to your training profile.

IF YOU PURCHASED A 10-PACK WEBINAR, you will receive an email from ACI that includes your link to access the live webinar and a sign-in sheet (with 10 access codes) that is to be completed and returned to ACI after the webinar.

Access Code	Course Name
<a href="#">W1803_4en4hw30</a>	Webinar (May 7): Fiber-Reinforced Concrete: Design

To access the course(s):

Click on the Access Code link above. The code will appear in the Access Code field. Click submit and then access the course under the My Courses tab. **IMPORTANT:** If you purchased a webinar, open/launch the webinar course (at ACI University under the My Courses tab) to register and receive your link to the live webinar.

**If a course was purchased for another user, provide them with the Access Code and the following instructions**

1. Visit ACI University: [ACIUniversity.com](http://ACIUniversity.com)
2. Log in (if not already logged in)
3. Copy and paste the Access Code(s) into the Access Code field (Redeem Code tab) and click "Submit"
4. The course(s) will appear under the My Courses tab
5. **IMPORTANT:** If you purchased a webinar, open/launch the webinar course (at ACI University under the My Courses tab) to register and receive your link to the live webinar.

Users must be registered on the ACI website to access ACI University courses.

At ACIUniversity.com:



VIEW COURSE CATALOG »

My Courses | Certificates | Transcripts | Redeem Code

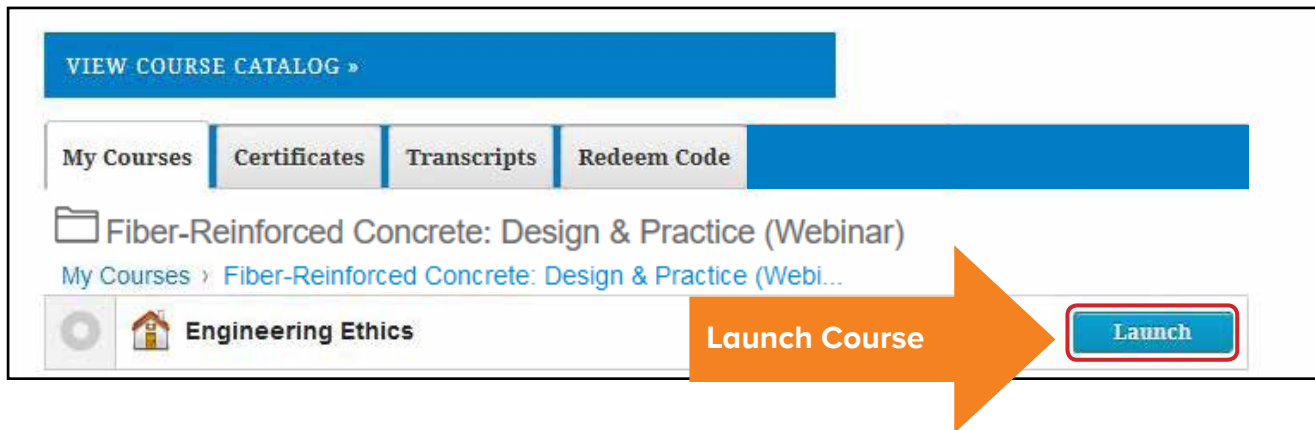
Access Code Submission

Access Code:

Click Submit

## STEP 2: LAUNCH COURSE

ACIUniversity.com



The screenshot shows the ACI University user interface. At the top, there is a blue bar with the text "VIEW COURSE CATALOG >". Below this is a navigation menu with tabs for "My Courses", "Certificates", "Transcripts", and "Redeem Code". The "My Courses" tab is selected, and a folder icon is next to the course title "Fiber-Reinforced Concrete: Design & Practice (Webinar)". Below the course title, there is a breadcrumb trail: "My Courses > Fiber-Reinforced Concrete: Design & Practice (Webi...". In the bottom left corner, there is a home icon and the text "Engineering Ethics". In the bottom right corner, there is a blue button labeled "Launch". A large orange arrow points from the "Launch" button towards the left, with the text "Launch Course" written inside it.

## STEP 3: REGISTER WITH GOTOWEBINAR

To receive your link to the live webinar



The screenshot shows the registration page for the webinar "Fiber-Reinforced Concrete: Design & Practice". The page has a dark blue background with white text. At the top, the title "Fiber-Reinforced Concrete: Design & Practice" is displayed in large white font. Below the title, the date "Date: Tuesday, May 7, 2019" and the time "Time: 1:00 p.m. - 2:00 p.m. EDT" are shown. A prominent orange button labeled "Register for Webinar" is centered on the page. A large orange arrow points from the right towards this button, with the text "Register for Link to Live Webinar" written inside it. Below the registration button, there is a note: "Note: You can enter the webinar up to 30 minutes prior to the start time. You will be prompted to enter your name and email address to access the webinar." At the bottom of the page, there are two buttons: "View webinar recording" and "Take quiz". In the bottom left corner, there is a link for "System Requirements" and in the bottom right corner, there is a link for "Continuing Education Credit Requirements" with a right-pointing arrow. The ACI University logo is in the bottom left corner, and the word "WEBINAR" is in the bottom right corner.

## On-Demand Webinars

All of our live webinars are recorded and made available as an On-Demand Webinar for individual purchase. The webinar course includes a recording of the webinar, a PDF of the presentation, a 10-question quiz to be successfully completed for PDH credit.

## My Access Code Doesn't Work

- Check the My Courses tab at ACI University to see if you've already redeemed the code.
- Copy and paste the code into the Access Code field.
- If typing the code, be sure to include the underscore ( \_ ) Example