

The logo for the ACI Virtual Concrete Convention. It features the acronym 'aci' in a stylized font with a colorful arc above it. To the right of 'aci' is the word 'VIRTUAL' in a smaller, sans-serif font, followed by 'CONCRETE CONVENTION' in a large, bold, sans-serif font.

aci VIRTUAL
**CONCRETE
CONVENTION**



Guide



Welcome, Attendees!

This guide was created to assist convention attendees with making their first-ever ACI Virtual Concrete Convention as productive and stress-free as possible. The ACI Virtual Concrete Convention is packed full of virtual committee meetings, sessions, special events, and networking opportunities, and we want to make sure you have the necessary tools and information to maximize your experience, make connections, learn, and have fun.

CONVENTION OVERVIEW

Committee Meetings:

Committees meet to develop the standards, reports, and other documents necessary to keep up with the changing world of concrete technology. All ACI attendees can attend and participate in any of the 300+ open virtual committee meetings that take place throughout the convention week. All open committee meetings are listed on the ACI website and in the convention app. There are a very small number of committee meetings that are closed. A closed meeting may only be attended by committee members and invited guests, and will be noted as “closed” in the convention app.

Committees are organized by the following system:

100s = General

200s = Materials and Properties

300s = Design and Construction

400s = Concrete Reinforcement and Structural Analysis

500s = Specialized Applications and Repair

C = Certification Committees

E = Educational Committees

S = Student and Young Professional Committees

Sessions and Mini-Sessions:

Technical and educational sessions/mini-sessions provide attendees with the latest research, case studies, best practices, and the opportunity to earn Professional Development Hours (PDHs) and/or Continuing Education Units (CEUs). Sessions are 2 hours in length and typically feature six to eight presentations. ACI will be recording the live session and will make all sessions available on-demand during convention week, within 24 hours after the session takes place. Mini-sessions are 1 hour in length with up to four presentations. To earn PDH or CEU credit, you must attend the entire live virtual session and record the CEU codes distributed by the moderator. All attendees are encouraged to attend any of the 50+ virtual technical and educational sessions/mini-sessions taking place during the ACI Virtual Concrete Convention.

Networking Events:

The ACI Virtual Concrete Convention offers numerous networking events where you can expect to virtually meet with many of the industry’s top engineers, architects, contractors, educators, manufacturers, and material representatives from around the world. Networking events include the Concrete Mixer, Faculty Networking Event, Women in ACI Reception, Young Professional Meeting and Networking Event, Student Networking Event, and President’s Reception.



SPONSORS

Sponsorship is one of the best ways to brand your organization as a leader in the industry and to highlight your commitment to advancing and sharing knowledge. As a sponsor, you will be able to:

- **Connect with industry decision-makers** and build new relationships. Interact with hundreds of industry professionals in a virtual setting. The virtual format eliminates travel barriers and provides the opportunity for much greater participation from industry professionals around the globe.

- **Showcase your organization's expertise at a world-class virtual convention** and share with your colleagues the topics and work you care deeply about.

- **Build your brand.** We will proudly display your logo on ACI's event page, within the virtual conferencing platform, and on e-mails out to the audience. We want the ACI community to recognize the contributors who are committed to advancing and sharing the essential role that concrete plays in society.

We would love for you to partner with us, join forces, and inspire today's concrete industry professionals to learn, grow, and innovate. Don't miss this opportunity to be a part of this important virtual gathering of professionals. Reserve your spot today! For more information on how you can get involved and for further details, [visit our website](http://www.concrete.org) or contact Kim Spillane at kim.spillane@concrete.org or +1.248.848.3197.

Thank you to the following Sponsors for their support and participation!

Listed as of Wednesday, October 21, 2020

Reinforced (\$10,000)



Ready Mix (\$2500)



Ready Mix (\$2000)



ACI Chapter Sponsor – Level 11 (\$1000)



ACI Chapter Sponsor – Level 1 (\$500)



Sponsor Demonstrations:

Learn about the latest products and services being offered by our valued sponsors during the sponsor demonstrations. These 30-minute demonstrations will take place throughout convention week.

PLANNING FOR THE VIRTUAL CONVENTION

Registration:

Be sure to register for the ACI Virtual Concrete Convention! Registration fees are \$299, but substantially reduced to \$49 for all ACI members and free to all ACI student members. The registration fee includes access to virtual committee meetings, sessions, and networking events like the Concrete Mixer. You must register for the convention to access all committee meetings, sessions, and activities.

Download the Convention App:



ACI Concrete Convention
Business

The ACI Concrete Convention App has all the information you need for the convention week, right at your fingertips. Join committee meetings, sessions, networking events, and more all through the app. The convention app can be accessed through the web-based application designed for desktops or through the downloaded app on your mobile device. The convention app is the same platform ACI has used for the past several conventions. If you already have the app, simply switch the event to

the fall virtual event. Don't have the app? Download the ACI Concrete Convention App from the Apple and Google Play stores.

Plan Your Days:

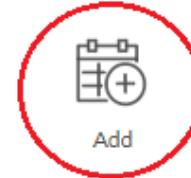
Review the full program, committee meeting schedule, and networking events in advance so you will know what interests you and what you would like to attend. You can even create a personalized schedule using the "My Schedule" feature in the Convention App. Click the "Add" button on the specific event you are interested in and it will automatically get added to your schedule. Once your schedule is finalized, simply export your schedule to your preferred calendar application.

Opening Session and Keynote Presentation

● Special Event



Note



Add



Bookmark



Photo

Don't Overschedule Yourself:

It's okay to skip a session block or take a break from committee meetings. Make sure you schedule breaks in your schedule and take the time to do a quick stretch (try one of the scheduled yoga classes), grab a beverage or snack, and refuel for your next meeting. ACI will be offering all technical and educational sessions on-demand, so if you can't make the live session, you can catch up with the on-demand sessions throughout convention week.

WHAT TO EXPECT DURING THE ACI VIRTUAL CONCRETE CONVENTION

How to Access the Convention:

To access the convention, attendees must log in to the ACI Concrete Convention App. To access the web-based version of the app, visit <https://event.crowdcompass.com/acif20>. To join via your mobile device, download the app from the Apple or Google Play stores.


To log in, enter your first and last name, followed by the e-mail address used to register for the convention. A verification code will be sent to the e-mail provided. Enter the verification code to access the convention app. Please note that attendees will be required to log into the app every 24 hours with a new verification code.

Virtual Platforms:

ACI is using multiple virtual platforms to deliver convention content. GoToMeeting will be used for committee meetings and mini-sessions, Zoom Webinar will be used for sessions, and Zoom Meeting will be used for most special events.

How to Join an Event:

562-B Loads

 Join GoToMeeting

Concrete with Recycled Materials

 Join Zoom

Password: 830584

To join all convention activities, such as committee meetings, sessions, or special events, in the app, click on the listing for the event that you would like to join. Then click the “Join GoToMeeting” or “Join Zoom” button at the top of the event page. Once you click the link, you will be directed to the virtual event. To access any Zoom event, you must enter the password provided for the event listing. The password appears directly below the “Join Zoom” button. Please

note, that committee Chairs will receive e-mail confirmation from ACI with login instructions for their GoToMeeting committee meeting. Committee Chairs are responsible for starting and running their committee meetings.

On-Demand Activities:

ACI will be recording all live technical and educational sessions and will make all sessions available on-demand (only with the speaker consent) during convention week, within 24 hours after the session takes place. Additional activities like the Opening Session and Keynote Presentation as well as the ACI Excellence in Concrete Construction Awards Program will also be made available on-demand.

Need Help or Experiencing Technical Issues?

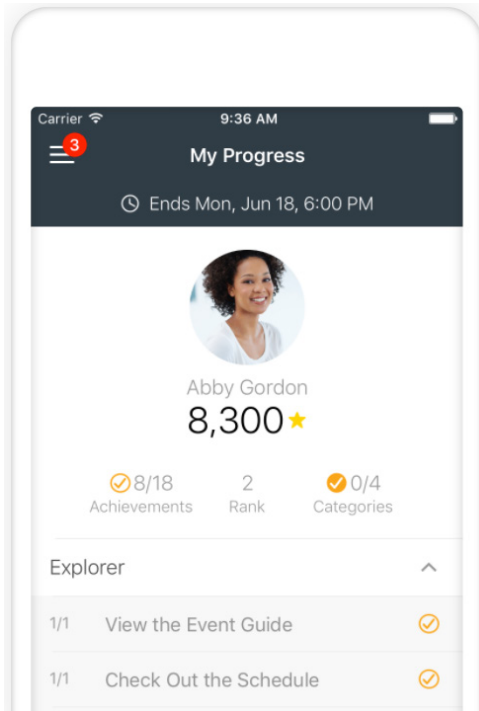
If you need help at any time during the convention week, please do not hesitate to contact our Support team at support@concrete.org or via phone at +1.248.848.3767.

HOW TO MAKE THE MOST OF YOUR CONVENTION EXPERIENCE

Complete Your Profile:

Once you are logged in to the app, make sure to completely fill out your attendee profile. This profile will be used as your digital business card. Connect to a social profile, such as LinkedIn, to auto-complete your in-app profile and display your photo.

In-App Game Experience:



The in-app game experience is a great way to learn how to use the app in a short period of time and discover new networking opportunities. Earn points for exploring the app and earning achievements, and you can even opt in to compete on the leaderboard against other attendees. You never know who will be right on your heels!

Connect with Peers through the Convention App:

- *1:1 Messaging*—In-app messaging makes it painless for attendees to introduce themselves and connect/network via a one-on-one virtual conversation. Simply search for the attendee under “Attendees,” click on their contact information, and click “Message.” Conversations are saved and easy to search, manage, and retrieve.
- *Appointments*—Set one-on-one appointments with other attendees allthrough the app. Under “Appointments,” enter in your meeting day/ time, and then add invitees to your meeting.
- *Networking Lounge*—Stop by the networking lounge throughout the day to see who you might “bump” into.

ETIQUETTE AND BEST PRACTICES TO VIRTUAL EVENTS

- *Familiarize yourself with the technology*—Don't wait until the day of to test out the platform on your device. Become familiar with how the virtual platform runs and what features you will be using.
- *Prepare materials in advance*—If you will be sharing content during the meeting, make sure you have the files and/or links ready to go on your desktop before the meeting begins.
- *Moderator, Speaker, or Committee Chair?*—If you are involved in the meeting be sure to log in to the meeting at least 15 minutes prior to the start time to test your video and sound.
- *Minimize background noise*—To help keep background noise to a minimum, be sure to mute your microphone when you are not speaking.
- *Position your camera properly*—Make sure your camera is in a stable position and focused at eye level. Doing so helps create a sense of engagement with other participants.
- *Limit distractions*—Turn off notifications, close or minimize running apps, and mute your cellphone.
- *Avoid multitasking*—You'll retain the discussion better if you refrain from replying to e-mails or text messages during the meeting and wait to work on that PowerPoint presentation until after the meeting ends.
- *Keep it professional*—When you are participating in the virtual meeting, maintain a professional posture and appearance. Dress the way you would as if you were meeting in person.

ABOUT THE ACI CONVENTION



The ACI Convention is dedicated to bringing together leaders in the concrete industry. These individuals work to improve the design, construction, maintenance, and repair of concrete projects. Conventions provide a forum for networking and education and an opportunity to provide input on the concrete industry's codes, specifications, and guides. For more information, visit www.aciconvention.org.