

ACI 560R-16

Report on Design and Construction with Insulating Concrete Forms (ICFs)

Reported by ACI Committee 560



American Concrete Institute
Always advancing



Report on Design and Construction with Insulating Concrete Forms (ICFs)

Copyright by the American Concrete Institute, Farmington Hills, MI. All rights reserved. This material may not be reproduced or copied, in whole or part, in any printed, mechanical, electronic, film, or other distribution and storage media, without the written consent of ACI.

The technical committees responsible for ACI committee reports and standards strive to avoid ambiguities, omissions, and errors in these documents. In spite of these efforts, the users of ACI documents occasionally find information or requirements that may be subject to more than one interpretation or may be incomplete or incorrect. Users who have suggestions for the improvement of ACI documents are requested to contact ACI via the errata website at <http://concrete.org/Publications/DocumentErrata.aspx>. Proper use of this document includes periodically checking for errata for the most up-to-date revisions.

ACI committee documents are intended for the use of individuals who are competent to evaluate the significance and limitations of its content and recommendations and who will accept responsibility for the application of the material it contains. Individuals who use this publication in any way assume all risk and accept total responsibility for the application and use of this information.

All information in this publication is provided “as is” without warranty of any kind, either express or implied, including but not limited to, the implied warranties of merchantability, fitness for a particular purpose or non-infringement.

ACI and its members disclaim liability for damages of any kind, including any special, indirect, incidental, or consequential damages, including without limitation, lost revenues or lost profits, which may result from the use of this publication.

It is the responsibility of the user of this document to establish health and safety practices appropriate to the specific circumstances involved with its use. ACI does not make any representations with regard to health and safety issues and the use of this document. The user must determine the applicability of all regulatory limitations before applying the document and must comply with all applicable laws and regulations, including but not limited to, United States Occupational Safety and Health Administration (OSHA) health and safety standards.

Participation by governmental representatives in the work of the American Concrete Institute and in the development of Institute standards does not constitute governmental endorsement of ACI or the standards that it develops.

Order information: ACI documents are available in print, by download, through electronic subscription, or reprint and may be obtained by contacting ACI.

Most ACI standards and committee reports are gathered together in the annually revised ACI Manual of Concrete Practice (MCP).

American Concrete Institute
38800 Country Club Drive
Farmington Hills, MI 48331
Phone: +1.248.848.3700
Fax: +1.248.848.3701

www.concrete.org

Report on Design and Construction with Insulating Concrete Forms (ICFs)

Reported by ACI Committee 560

Robert C. Rogers, Chair

James A. Farny, Secretary

David H. DeValve
Kelvin L. Doerr
Brian C. Gerber

Anthony I. Johnson
James A. Lane
Lionel A. Lemay

Kenneth A. Luttrell
Patrick F. O'Brien Jr.
Robert E. Sculthorpe

Michael H. Weber
Carla V. Yland

Insulating concrete forms (ICFs) are leave-in-place forms typically produced in block or panel shapes of expanded polystyrene (EPS). They provide additional components, such as insulation and a substrate for interior and exterior finish attachment, for a wall or floor system. The most widely used ICFs are block shapes, which are stacked in an interlocking fashion to create stable formwork for creation of reinforced concrete walls. Due to the variability of these manufactured form systems, this report does not attempt to address every ICF type, but provides a commentary on those systems most prevalent in the market, and insight, as well as additional information, relative to their use in design and construction. The report focuses on ICFs for walls.

Keywords: bracing system; crossies; expanded polystyrene; formwork configurations; formwork materials; insulating concrete forms; polypropylene; polyurethane; screen grid; wall design; wall systems; web.

CONTENTS

CHAPTER 1—INTRODUCTION AND SCOPE, p. 2

- 1.1—Introduction, p. 2
- 1.2—Scope, p. 3

ACI Committee Reports, Guides, and Commentaries are intended for guidance in planning, designing, executing, and inspecting construction. This document is intended for the use of individuals who are competent to evaluate the significance and limitations of its content and recommendations and who will accept responsibility for the application of the material it contains. The American Concrete Institute disclaims any and all responsibility for the stated principles. The Institute shall not be liable for any loss or damage arising therefrom.

Reference to this document shall not be made in contract documents. If items found in this document are desired by the Architect/Engineer to be a part of the contract documents, they shall be restated in mandatory language for incorporation by the Architect/Engineer.

CHAPTER 2—DEFINITIONS, p. 3

CHAPTER 3—INSULATING CONCRETE FORM SYSTEMS, p. 3

- 3.1—Flat-wall, p. 3
- 3.2—Additional ICF systems, p. 3

CHAPTER 4—MATERIALS, p. 5

- 4.1—Concrete mixture, p. 5
- 4.2—Reinforcing materials overview, p. 6

CHAPTER 5—INSULATING CONCRETE FORMS, p. 6

- 5.1—Formwork material, p. 6
- 5.2—Formwork configurations, p. 6
- 5.3—Insulating concrete form components, p. 7
- 5.4—Material performance requirements, p. 8
- 5.5—Bracing and scaffolding, p. 9
- 5.6—Miscellaneous, p. 9

CHAPTER 6—DESIGN AND ACI 318 APPLICATION, p. 9

- 6.1—General, p. 9
- 6.2—Flat wall ICF systems: application of ACI 318, p. 10
- 6.3—Waffle grid ICF wall systems: application of ACI 318, p. 11
- 6.4—Screen grid and post-and-beam ICF wall systems: application of ACI 318, p. 12
- 6.5—Other design resources for ICF wall systems, p. 13

ACI 560R-16 was adopted and published June 2016.

Copyright © 2016, American Concrete Institute.

All rights reserved including rights of reproduction and use in any form or by any means, including the making of copies by any photo process, or by electronic or mechanical device, printed, written, or oral, or recording for sound or visual reproduction or for use in any knowledge or retrieval system or device, unless permission in writing is obtained from the copyright proprietors.

CHAPTER 7—CONSTRUCTION, p. 13

- 7.1—Planning the construction process, p. 13
- 7.2—Foundation/multiple level considerations, p. 14
- 7.3—Reinforcing steel placement considerations, p. 14
- 7.4—Work implementation, p. 14

CHAPTER 8—REFERENCES, p. 15

Authored documents, p. 16

CHAPTER 1—INTRODUCTION AND SCOPE**1.1—Introduction**

This report is a comprehensive introduction to the design and construction of reinforced concrete structures with insulating concrete forms (ICFs). ICFs are stay-in-place concrete forms that create vertical elements such as walls, columns, and pilasters, and horizontal elements such as floors and roofs. This report focuses on ICFs for walls.

ICFs that result in reinforced concrete walls are of varying dimensions and manufactured in blocks, planks, panels, and other shapes. They are made of plastic foam or a blended combination of other types of material such as cement, foam, and wood fiber. The most common ICFs used for wall construction typically provide two layers of low-absorptive foam plastic insulation held together with a system of cross-ties. The crossties are also typically configured to allow for direct attachment of internal and external finishes to the ICF. Reinforcing steel can be installed within the hollow portion of the form, followed by concrete placed to create a reinforced concrete wall. Figures 1.1a through 1.1c are examples of ICFs used for wall construction.

There are many manufacturers of ICFs. An ICF manufacturer's form design is proprietary, so each has specific characteristics and limitations. While individual ICFs perform similarly, they are not generally interchangeable. Most major ICF manufacturers have their own proprietary training programs supporting residential and commercial construction. Insulating concrete forms are typically lightweight so they are easy to handle and place. Concrete placement when using ICFs is completed by skilled craft construction crews who are trained and experienced with concrete placement and consolidation per **ACI 301**.

In spite of their simplicity, ICFs are based on extensive research and continue to evolve with changes in technology. Because there are many proprietary systems, and building codes do not offer general guidance about ICF construction, this report provides background information that is useful for designing and building ICF structures. This report also supplements proprietary information available from individual manufacturers with general information applying to most ICFs. In addition to informing designers and builders, this report is useful to building officials and other professionals who work with ICFs.

Originally evolved in Switzerland near the end of World War II, the earliest versions of ICFs were made from treated wood fibers and portland cement. In the late 1940s and 50s, plastic foams were developed, and by the late 1960s, the concepts of combining plastic foams and ICFs together

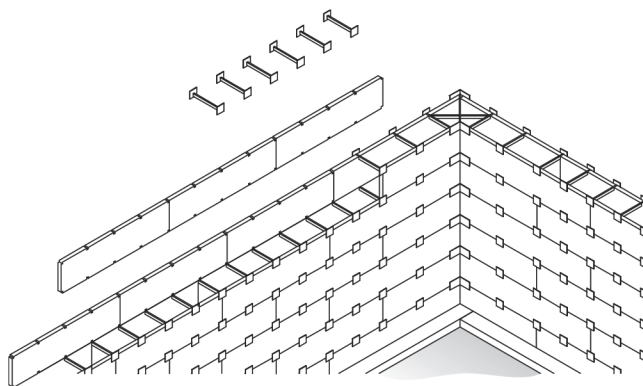


Fig. 1.1a—Panel and tile construct-in-place ICF system.

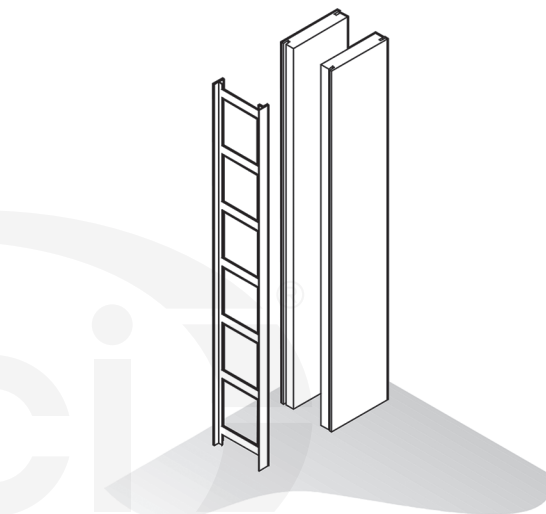


Fig. 1.1b—Vertical ladder and panel ICF system (ladder for interconnection).

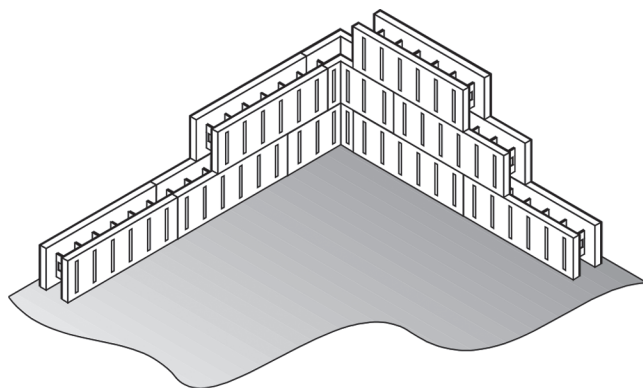


Fig. 1.1c—Block-type ICF system.

resulted in the creation of contemporary ICFs. In the 1980s and 90s, numerous companies and products emerged. Growth in the number of ICF manufacturers led to the creation of the Insulating Concrete Form Association (ICFA) in the mid-1990s with a primary goal to advance the industry.

Insulating concrete forms initially entered the residential marketplace through their use in foundations and basements. They expanded into above-grade walls, often in more-expen-